

























SECTION 2 - WASHERS

<p>Forms A, B, C & D Washers S/C & Z/P</p> 	<p>Chamfered Washers</p> 	<p>Heavy Duty Black Repair Washers</p> 	<p>Repair/Mudguard Zinc Plated</p> 	<p>Square Plate Round Hole</p> 
<p>Brass Plain Washers</p> 	<p>Stainless Steel Plain</p> 	<p>Copper Grip Washers</p> 	<p>Red Fibre Flat Washers</p> 	<p>Spring Washer Sq/Rec Single Coil</p> 
<p>Spring Washer Double Coil</p> 	<p>Internal Locking Tooth</p> 	<p>Int/Ext Shakeproof Washers</p> 	<p>Phosphor Bronze Shakeproof</p> 	<p>Crinkle Washer Beryllium Copper</p> 
<p>Disc Springs</p> 	<p>Serrated Disc Spring Washers</p> 	<p>Starlock Capped</p> 	<p>Starlock Uncapped Bronze</p> 	<p>Tab Washer Ext/Int</p> 
<p>HSFG Washer BS4395</p> 	<p>HSFG Washer Coronet Load</p> 	<p>Taper Washer Square 3 Degree</p> 	<p>Timber Connectors D/sided</p> 	<p>Circlips</p> 

SECTION 2 - WASHERS

NOMINAL SIZE	INSIDE DIA	OUTSIDE DIA FORM A	OUTSIDE DIA FORM B	OUTSIDE DIA FORM C	OUTSIDE DIA FORM D	THICKNESS FORM A	THICKNESS FORM B	THICKNESS FORM C	THICKNESS FORM D
M1.6	1.7	4	-	-	-	0.3	-	-	-
M2	2.2	5	-	-	-	0.3	-	-	-
M2.5	2.7	6.5	-	-	-	0.5	-	-	-
M3	3.2	7	-	-	-	0.5	-	-	-
M3.5	3.7	7	-	-	-	0.5	-	-	-
M4	4.3	9	-	10	-	0.8	-	0.8	-
M5	5.3	10	10	12.5	-	1	0.8	1	-
M6	6.4	12.5	12.5	14	14	1.6	0.8	1.6	0.8
M8	8.4	17	17	21	21	1.6	1	1.6	1
M10	10.5	21	21	24	24	2	1.25	2	1.25
M12	13	24	24	28	28	2.5	1.6	2.5	1.6
M14	15	28	28	30	-	2.5	1.6	3	-
M16	17	30	30	34	34	3	2	3	2
M18	19	34	34	-	-	3	2	-	-
M20	21	37	37	39	39	3	2	3	2
M22	23	39	39	-	-	3	2	-	-
M24	25	44	44	50	50	4	2.5	4	2.5
M27	28	50	50	-	-	4	2.5	-	-
M30	31	56	56	60	-	4	2.5	4	-
M33	34	60	60	-	-	5	3	-	-
M36	37	66	66	-	-	5	3	-	-
M39	40	72	72	-	-	6	3	-	-

GAUGE CONVERSION

10G	3.00 mm
12G	2.50 mm
14G	2.00 mm
16G	1.5/1.6 mm
18G	1.20 mm
20G	1.00 mm
24G	0.60 mm
25G	0.50 mm